

NEW DAILY 4X4



**4 ALL TRACKS
ALL CONDITIONS**



IVECO

Your partner for sustainable transport

A FULL LINE-UP OF GO-ANYWHERE VEHICLES

UNLIMITED VERSATILITY, EXTREME ROBUSTNESS AND ULTIMATE DRIVING COMFORT FOR EVERY JOB

The extensive line-up of the Daily 4x4 offers the right vehicle for every job - even the toughest challenges in the most remote areas.



ON/OFF ROAD AND OFF ROAD VERSIONS FROM 3.5 TO 7 TONNE GVW

With Daily 4x4 no place is out of reach. Daily 4x4 offers you a choice of on/off and off road capability, allowing you to easily manage all conditions, from the most extreme terrain to mixed rough and tarmac roads.

Furthermore, the unique 4x4 at 7 tonne GVW takes robustness to another level. It is the only light commercial vehicle that is built like a truck with a solid load-bearing chassis and high performance suspensions, making it an excellent vehicle to be customised for a wide variety of applications.

EXTENSIVE LINE UP OF VAN AND CHASSIS CABS AVAILABLE

The legendary versatility that the Daily is renowned for continues in the new 4x4 range with the all new Van/Chassis Cab models, single/twin wheel versions and automatic/manual gearbox configurations.

The new Daily 4x4 Van has a line up offering 5.5 and 7 tonne versions and spacious cargo volumes ranging from 9 to 18 m³ for the single wheel off-road and from 16 to 18 m³ for the twin wheel on/off road version. The solid Daily 4x4 Chassis Cab now extends the GVW to a unique 7 tonne with wheelbases ranging from 3080 mm to 4175 mm ensuring it can cope with all the requirements that working in remote locations necessitate.

3.0 LITRE ENGINE WITH 180 hp AND 8-SPEED AUTOMATIC GEARBOX

Powered by the Euro VI 3.0 litre engine generating 180 hp and 430 Nm torque you can reach any destination needed for the task in hand. Euro 6 Heavy Duty Homologation compliant, the Daily 4x4 is more than just a vehicle for remote areas. Available with the exclusive HI-MATIC gearbox, offering absolute driving pleasure on even the most demanding jobs and terrains, it has 16 forward gears and 2 reverse gears, guaranteeing that you will complete every job with comfort and ease.

PAYLOAD UP TO 4300 kg AND BODY LENGTH UP TO 5.0 METRES

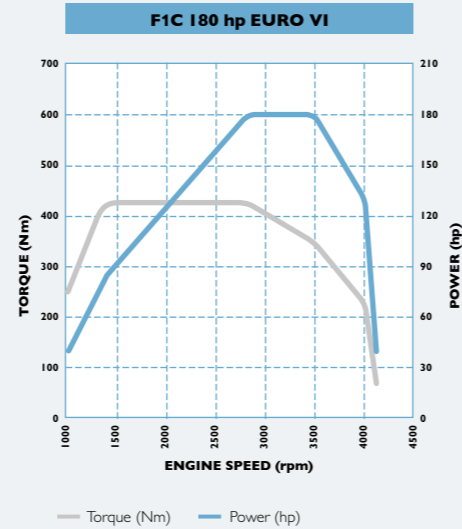
The unique Daily 4x4 with its 7 tonne GVW, payload up to 4300 kg and body lengths up to 5 metres provides maximum bodybuilder customisation.

The multiple Power-Take-Offs mean the Daily 4x4 is adaptable for all applications. With the vast range of easy to mount equipment such as winches and snow ploughs you can find the right combination for every on and off road operation.

UNRIVALLED PERFORMANCE

ALL THE POWER YOU NEED, WHATEVER YOUR APPLICATION

Powered by the F1C Euro VI 3.0 litre engine generating 180 hp and 430 Nm torque the Daily 4x4 can accomplish any job on all terrains with ease. Euro 6 Heavy Duty Homologation compliant, the Daily 4x4 is more than just a truck for remote areas.



3.0 LITRE F1C ENGINE	
DISPLACEMENT	3.0 litre
POWER	132 kW (180 hp)
ENGINE SPEED AT MAX. POWER	3500 rpm
MAX. TORQUE	430 Nm
ENGINE SPEED AT MAX. TORQUE	1600 - 2700 rpm
EMISSION	Euro VI Heavy Duty
ADBLUE® TANK CAPACITY	24 litres



UNLIMITED VERSATILITY

MULTIPLE FEATURES FOR PROFESSIONAL APPLICATIONS

With the PTO on the transfer box and 4 types of linkages, you can equip your Daily 4x4 for a wide range of applications, from a simple tipper to a snowplough or a platform.

The Daily 4x4 offers an extensive range of features for specific off-road applications such as bullbars, and can be factory ready for fitting a snowplough or a winch. It is also available with a complete offering of cargo beds as an option.



DIFFERENTIAL LOCKS

The Daily 4x4 ensures perfect traction in every situation with 3 locking differentials in the front and rear axles, and a central one on the transfer box. The differentials can be locked and unlocked with the ergonomic switches on the dashboard.



ULTIMATE COMFORT AND RELIABILITY

TOUGHNESS AND DRIVABILITY IN ANY CONDITION - GUARANTEED

THE ABSOLUTE DRIVING PLEASURE

Thanks to its double low ratios the Daily 4x4 is available with 12 forward gears with manual transmission and 16 with the HI-MATIC transmission, offering unlimited climbing ability while maintaining maximum comfort. You can easily engage the low speed ratio by activating the ergonomic button on the dashboard.

Ratio for Manual & Automatic gearbox

- Normal Ratio 1:0.9
- Low Ratio 1:2.15

UNIQUE STRENGTH AND ROBUSTNESS

The specially designed chassis frame with load capacity up to 5000 kg on the rear; the new front axle with independent front suspension; the 3-piece steel front bumper and the full disc brakes with specially developed ESP programme, make the Daily 4x4 the only vehicle on the market able to meet the customers' needs for robustness, sustained performance and record reliability.

Max Loading Weight

- Model 35S/C: 2600 kg rear axle - 2100 kg front axle
- Model 55S/C: 3700 kg rear axle - 2450 kg front axle
- Model 70S/C: 5000 kg rear axle - 2700 kg front axle



LINE UP

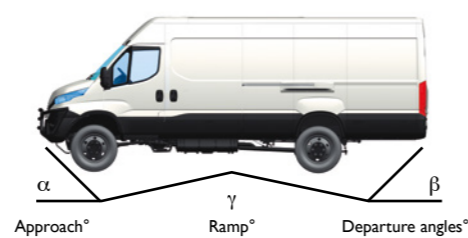
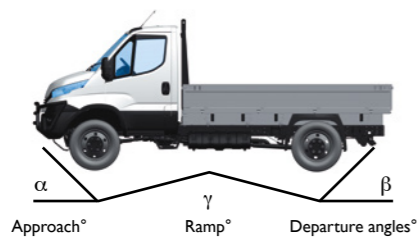
READY TO ACCOMPLISH ANY MISSION

NEW DAILY 4X4 CAB

WHEELBASE (mm)	Chassis Cab	Crew Cab	Chassis Cowl
	3080	3.5 t / 5.5 t	
3480	3.5 t / 5.5 t / 7 t	3.5 t / 5.5 t / 7 t	3.5 t / 5.5 t / 7 t
3780	5.5 t / 7 t	5.5 t / 7 t	5.5 t / 7 t
4175	5.5 t / 7 t	5.5 t / 7 t	5.5 t / 7 t

ON/OFF ROAD	Wheelbase (mm)	3480		3780		4175	
	GVW	5.5 t	7.0 t	5.5 t	7.0 t	5.5 t	7.0 t
Tyres		225/75 R16	225/75 R16	225/75 R16	225/75 R16	225/75 R16	225/75 R16
α - Approach angle (degrees)		36°	35°	36°	35°	36°	35°
γ - Ramp angle (degrees)		164°	164°	N.A.	N.A.	165°	165°
β - Departure angle (degrees)		28°	27°	25°	24°	14°	14°

OFF-ROAD	Wheelbase (mm)	3080		3480		3780		4175	
	GVW	3.5 t	5.5 t	5.5 t	7.0 t	5.5 t	7.0 t	5.5 t	7.0 t
Tyres		265/70 R19.5	265/70 R19.5	265/70 R19.5	265/70 R19.5	265/70 R19.5	265/70 R19.5	265/70 R19.5	265/70 R19.5
α - Approach angle (degrees)		38°	36°	36°	35°	36°	35°	36°	35°
γ - Ramp angle (degrees)		156°	155°	159°	159°	160°	160°	N.A.	N.A.
β - Departure angle (degrees)		36°	36°	36°	33°	30°	29°	18°	17°



NEW DAILY 4X4 VAN

WHEELBASE (mm)	H1 (1545 mm)	H2 (1900 mm)	H3 (2100 mm)
	3595	9 m ³ 5.5 t / 7 t Single Wheel	10.8 m ³ 5.5 t / 7 t Single Wheel
3595L		12 m ³ 5.5 t / 7 t Single Wheel	13.4 m ³ 5.5 t / 7 t Single Wheel
4175		16 m ³ 5.5 t / 7 t Single / Twin Wheel	18 m ³ 5.5 t / 7 t Single / Twin Wheel

ON/OFF ROAD	Wheelbase (mm)	3595		3595L		4175	
	GVW	5.5 t	7.0 t	5.5 t	7.0 t	5.5 t	7.0 t
Tyres		225/75 R16	225/75 R16	225/75 R16	225/75 R16	225/75 R16	225/75 R16
α - Approach angle (degrees)		30°	28°	30°	28°	30°	28°
γ - Ramp angle (degrees)		N.A.	N.A.	N.A.	N.A.	N.A.	N.A.
β - Departure angle (degrees)		22°	21°	16°	15°	11°	11°

OFF-ROAD	Wheelbase (mm)	3595		3595L		4175	
	GVW	5.5 t	7.0 t	5.5 t	7.0 t	5.5 t	7.0 t
Tyres		265/70 R19.5	265/70 R19.5	265/70 R19.5	265/70 R19.5	265/70 R19.5	265/70 R19.5
α - Approach angle (degrees)		37°	35°	37°	35°	37°	30°
γ - Ramp angle (degrees)		N.A.	N.A.	N.A.	N.A.	N.A.	N.A.
β - Departure angle (degrees)		27°	25°	19°	18°	14°	11°



OPTIONS

TAILOR YOUR DAILY 4X4 TO FIT EVERY APPLICATION




AIR CONDITIONING WITH MANUAL OR AUTOMATIC CONTROL

Maintain a pleasant temperature in the cab and keep the allergens out with the Daily's air conditioning system. Choose from the efficient manual control or the automatic climate control that optimises the use of the compressor, reducing energy consumption.



POWER TAKE OFF

With the PTO on the transfer box and 4 types of linkages, you can fit a wide range of applications, from a simple tipper to a snowplough or a platform.



WEBASTO INDEPENDENT HEATER

Cold starts are a thing of the past with the Webasto independent heater: set the timer to pre-heat the engine and the cab, and step into your pleasantly warm Daily van when you are ready to go.



USB INPUT

Charge your smartphone or tablet with the additional USB port on the dashboard.



PASSENGER BENCH WITH EXTRACTABLE TABLE

Use your laptop and do your paperwork on the practical extractable table.



SUSPENDED SEATS

The suspended seats, also available heated, offer extra comfort for the driver and passengers.



PREMIUM HEADREST

Drive in safety and comfort with the new premium textile foam headrest.



LEATHER STEERING WHEEL

Enjoy the luxurious feel of the leather steering wheel on your long days at work.




PLATFORM BODY

Tough and reliable, the platform can be loaded and unloaded with ease.



CARGO COMPARTMENT LED LIGHTS

The three new cargo compartment LED lights, positioned on the right and left sides and above the rear doors provide better illumination and reduce energy consumption.



IVECO

Your partner for sustainable transport